







Eickhoff - Foundry a first impression

Casting dimensions on our moulding lines

 ~ 600 x 500 x 300 mm  5 – 100 kg

 ~ 1.000 x 750 x 450 mm  50 – 250 kg

Casting dimensions for hand-shaped castings

 ~ 3.500 x 2.500 x 2.000 mm  200 – 10.000 kg

Range of materials

- ADI (up to EN-GJS-1400-1)
- Grey iron (up to EN-GJL-350)
- Ductile iron (up to EN-GJS-800-2)
- Wear-resistant cast iron (EN-GJN-HV..)
- Austenitic ductile iron castings (EN-GJSA-XNi..)
- Unalloyed and low-alloy steel castings (eg. GS 42 CrMo 4 V)

Extra services

- Solidification simulation
- Pattern production
- Annealing, hardening, tempering
- Intensive shot-blasting, endoscopy, base coating
- Ultrasonic-, x-ray-, crack test examination
- Strength- and hardness test
- Machining

Classification societies

- Bureau Veritas
- American Bureau of Shipping
- Germanischer Lloyd
- Registro Italiano Navale
- Det Norske Veritas
- Lloyds Register of Shipping



DQS-certified by: DIN EN ISO 9001 & 50001



There is no substitute for experience

Eickhoff castings since 1864

